



GET CONNECTED!

Step 1: Generate your Child's Pairing Code

-Have your child log in to Canvas from the NP Desktop.

-Click Account on the left Global Navigation bar.

-Click SETTINGS

-On the right of your screen click PAIR WITH OBSERVER.




-Enter the code that generate.

Step 2:

Down the Canvas Parent App.

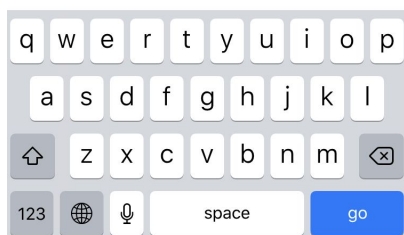
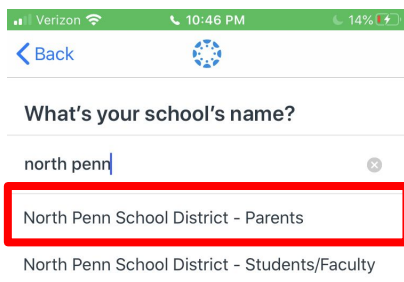
Click FIND SCHOOL.



Step 3:

Enter NORTH PENN SCHOOL DISTRICT.

Select North Penn School District-Parents.



Step 4:

Enter your information.

Click START PARTICIPATING

